

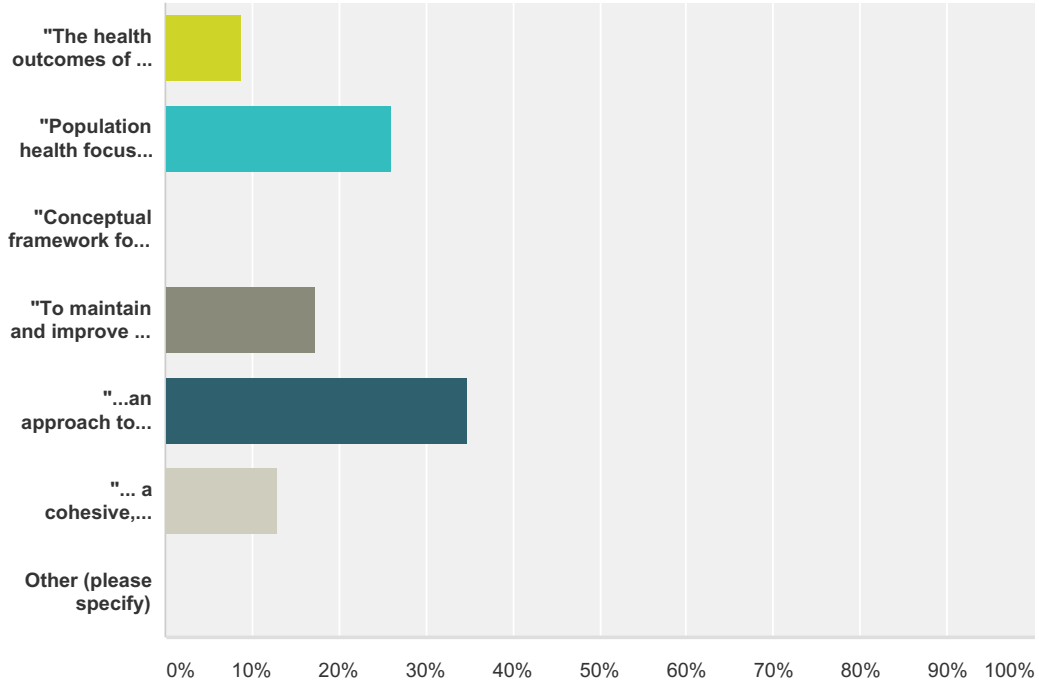
Q1 What is the name of your health department?

Answered: 26 Skipped: 0

#	Responses	Date
1	Barren River	9/3/2014 10:35 AM
2	Northern KY Health Department	9/3/2014 9:39 AM
3	Oldham County Health Department	9/2/2014 3:01 PM
4	Muhlenberg County Health Department	9/2/2014 2:41 PM
5	Garrard County Health Department	9/2/2014 1:47 PM
6	Three Rivers District Health Department	9/2/2014 1:03 PM
7	Lewis county health dept	9/2/2014 10:23 AM
8	Lawrence County Health Department	9/2/2014 8:27 AM
9	Buffalo Trace District	9/2/2014 8:13 AM
10	Madison	8/29/2014 4:24 PM
11	Todd	8/29/2014 1:29 PM
12	Monroe Co	8/29/2014 12:47 PM
13	Lake Cumberland District Health Department	8/29/2014 11:26 AM
14	Knox County HealthDepartment	8/29/2014 11:20 AM
15	Hopkins County Health Department	8/29/2014 10:42 AM
16	Floyd County Health Department	8/29/2014 10:34 AM
17	Christian County Health Department	8/29/2014 9:38 AM
18	Bourbon County HD	8/29/2014 9:37 AM
19	Ashland-Boyd County Health Department	8/29/2014 9:04 AM
20	Cumberland Valley District	8/29/2014 9:01 AM
21	Grayson County Health Dept.	8/29/2014 8:40 AM
22	Breckinridge County Health Dept.	8/29/2014 8:22 AM
23	Wedco	8/29/2014 8:03 AM
24	Jessamine County Health Department	8/29/2014 6:56 AM
25	Lexington-Fayette	8/28/2014 6:16 PM
26	Anderson County	8/28/2014 6:08 PM

Q2 Choose the definition of population health that best describes the ideal model for Kentucky.

Answered: 23 Skipped: 3

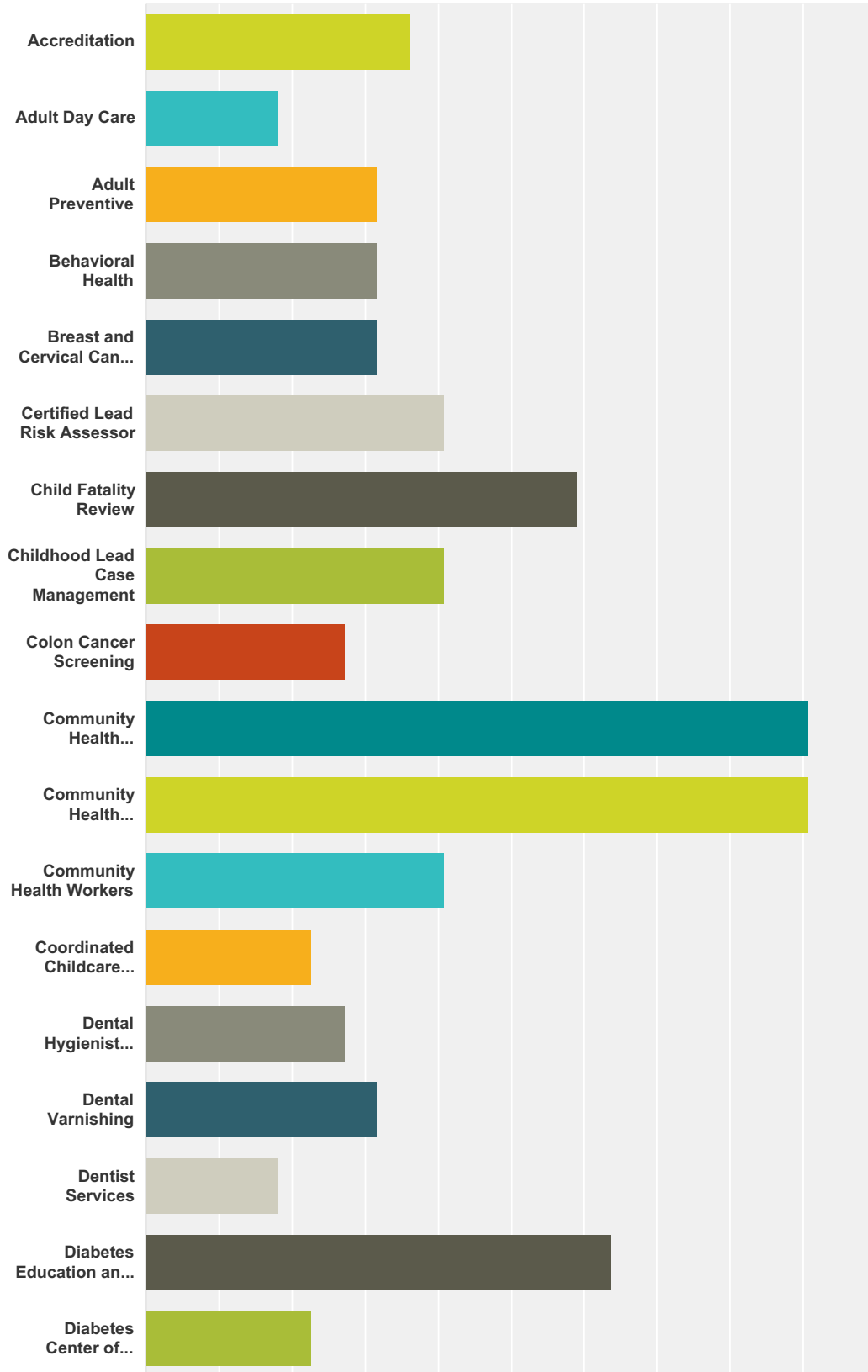


Answer Choices	Responses
"The health outcomes of a group of individuals, including the distribution of such outcomes with the group...population health also includes patterns of health determinants, policies and interventions that connect the two."	8.70% 2
"Population health focuses on the interrelated conditions and factors that influence the health of populations over the life course, identifies systematic variations in the patterns of occurrence, and applies the resulting knowledge to develop and implement policies and actions to improve the health and well-being of those populations."	26.09% 6
"Conceptual framework for thinking about why some populations are healthier than others as well as the policy development, research agenda, and resource allocation that flow from this framework."	0.00% 0
"To maintain and improve the health of the entire population and to reduce inequalities in health between population groups."	17.39% 4
"...an approach to health that aims to improve the health of an entire population...addressing a broad range of factors that impact health on a population level, such as environment, social structure, resource distribution and the relative minor impact that medicine and healthcare have on improving health overall."	34.78% 8
"... a cohesive, integrated, and comprehensive approach to health considering the distribution of health outcomes in a population, the health determinants that influence the distribution of care, and the policies and interventions that impact and are impacted by the determinants."	13.04% 3
Other (please specify)	0.00% 0
Total	23

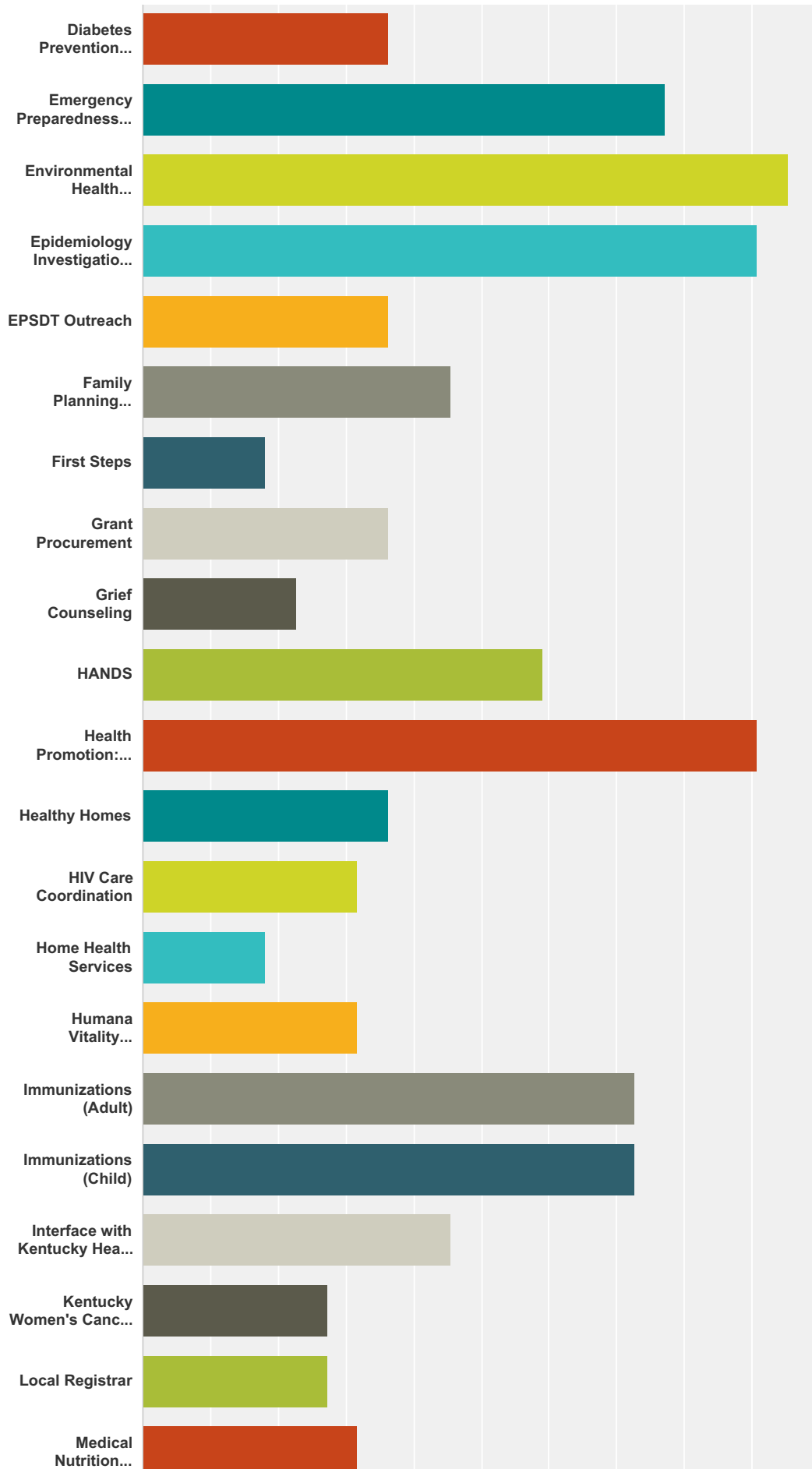
#	Other (please specify)	Date
	There are no responses.	

Q3 Which services do you feel are population health strategies? (select all that apply)

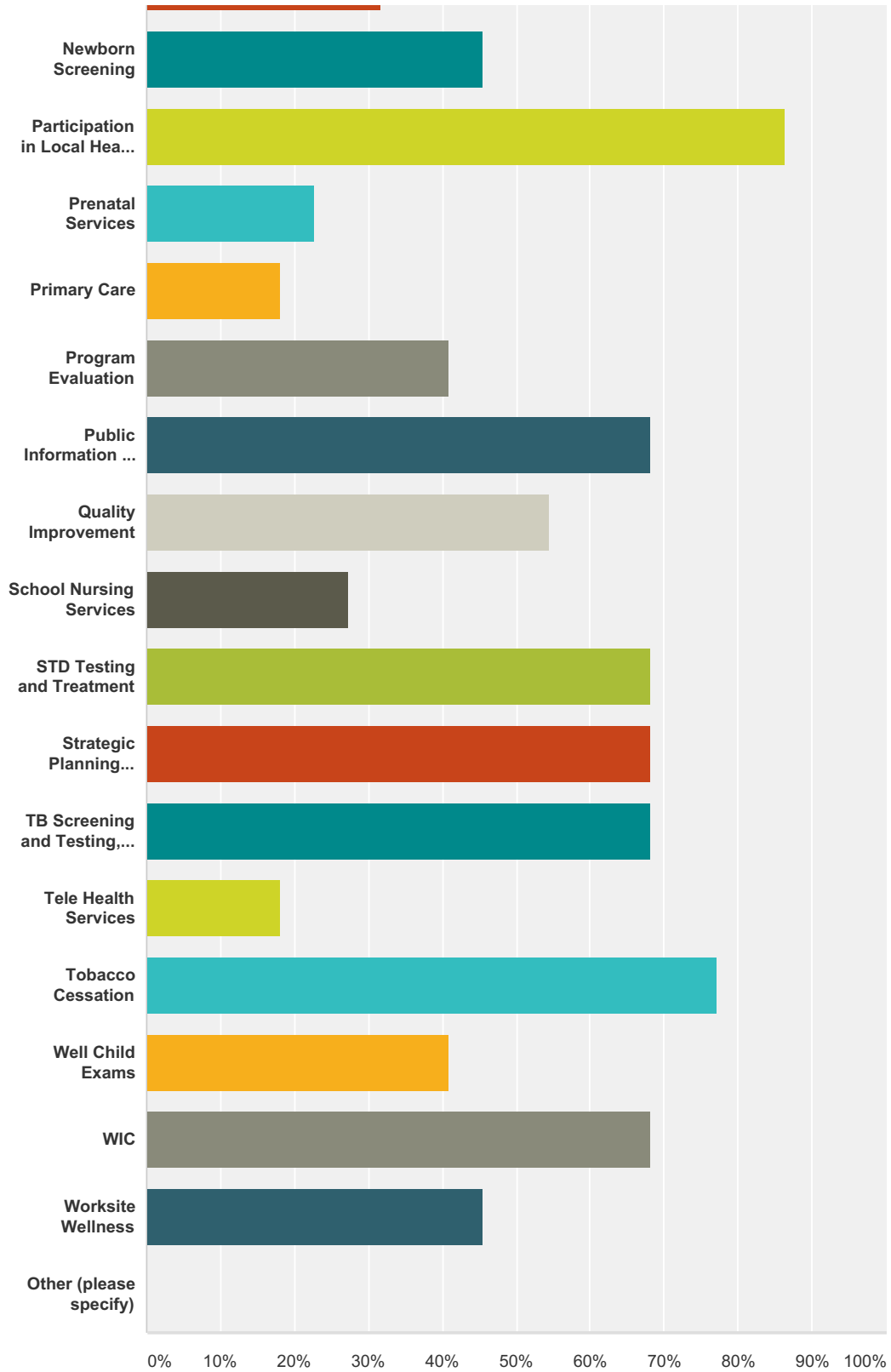
Answered: 22 Skipped: 4



KHDA Socioeconomic & Population Health Workgroup



KHDA Socioeconomic & Population Health Workgroup



Answer Choices	Responses
Accreditation	36.36% 8
Adult Day Care	18.18% 4

KHDA Socioeconomic & Population Health Workgroup

Adult Preventive	31.82%	7
Behavioral Health	31.82%	7
Breast and Cervical Cancer Treatment Program Enrollment	31.82%	7
Certified Lead Risk Assessor	40.91%	9
Child Fatality Review	59.09%	13
Childhood Lead Case Management	40.91%	9
Colon Cancer Screening	27.27%	6
Community Health Assessment (conducted within the last 5 years)	90.91%	20
Community Health Improvement Plan (conducted within the last 5 years)	90.91%	20
Community Health Workers	40.91%	9
Coordinated Childcare Consulting	22.73%	5
Dental Hygienist Services	27.27%	6
Dental Varnishing	31.82%	7
Dentist Services	18.18%	4
Diabetes Education and Outreach	63.64%	14
Diabetes Center of Excellence	22.73%	5
Diabetes Prevention Program	36.36%	8
Emergency Preparedness Planning and Response	77.27%	17
Environmental Health Services: food services, hotels, mobile home parks, swimming pools/spas, confinement facilities, youth camps, tattoo and body piercing studios, onsite sewage, nuisance abatement, methamphetamine notification, rabies	95.45%	21
Epidemiology Investigation, Surveillance, Reporting	90.91%	20
EPSDT Outreach	36.36%	8
Family Planning Services	45.45%	10
First Steps	18.18%	4
Grant Procurement	36.36%	8
Grief Counseling	22.73%	5
HANDS	59.09%	13
Health Promotion: chronic disease prevention, tobacco prevention, nutrition, injury prevention, infant mortality	90.91%	20
Healthy Homes	36.36%	8
HIV Care Coordination	31.82%	7
Home Health Services	18.18%	4
Humana Vitality Assessments	31.82%	7

KHDA Socioeconomic & Population Health Workgroup

Immunizations (Adult)	72.73%	16
Immunizations (Child)	72.73%	16
Interface with Kentucky Health Information Exchange (KHIE)	45.45%	10
Kentucky Women's Cancer Screening Program	27.27%	6
Local Registrar	27.27%	6
Medical Nutrition Therapy	31.82%	7
Newborn Screening	45.45%	10
Participation in Local Health Related Coalitions	86.36%	19
Prenatal Services	22.73%	5
Primary Care	18.18%	4
Program Evaluation	40.91%	9
Public Information and Marketing Campaigns	68.18%	15
Quality Improvement	54.55%	12
School Nursing Services	27.27%	6
STD Testing and Treatment	68.18%	15
Strategic Planning (completed within the last 5 years)	68.18%	15
TB Screening and Testing, DOT and DOPT	68.18%	15
Tele Health Services	18.18%	4
Tobacco Cessation	77.27%	17
Well Child Exams	40.91%	9
WIC	68.18%	15
Worksite Wellness	45.45%	10
Other (please specify)	0.00%	0
Total Respondents: 22		

#	Other (please specify)	Date
	There are no responses.	

KHDA Socioeconomic & Population Health Workgroup

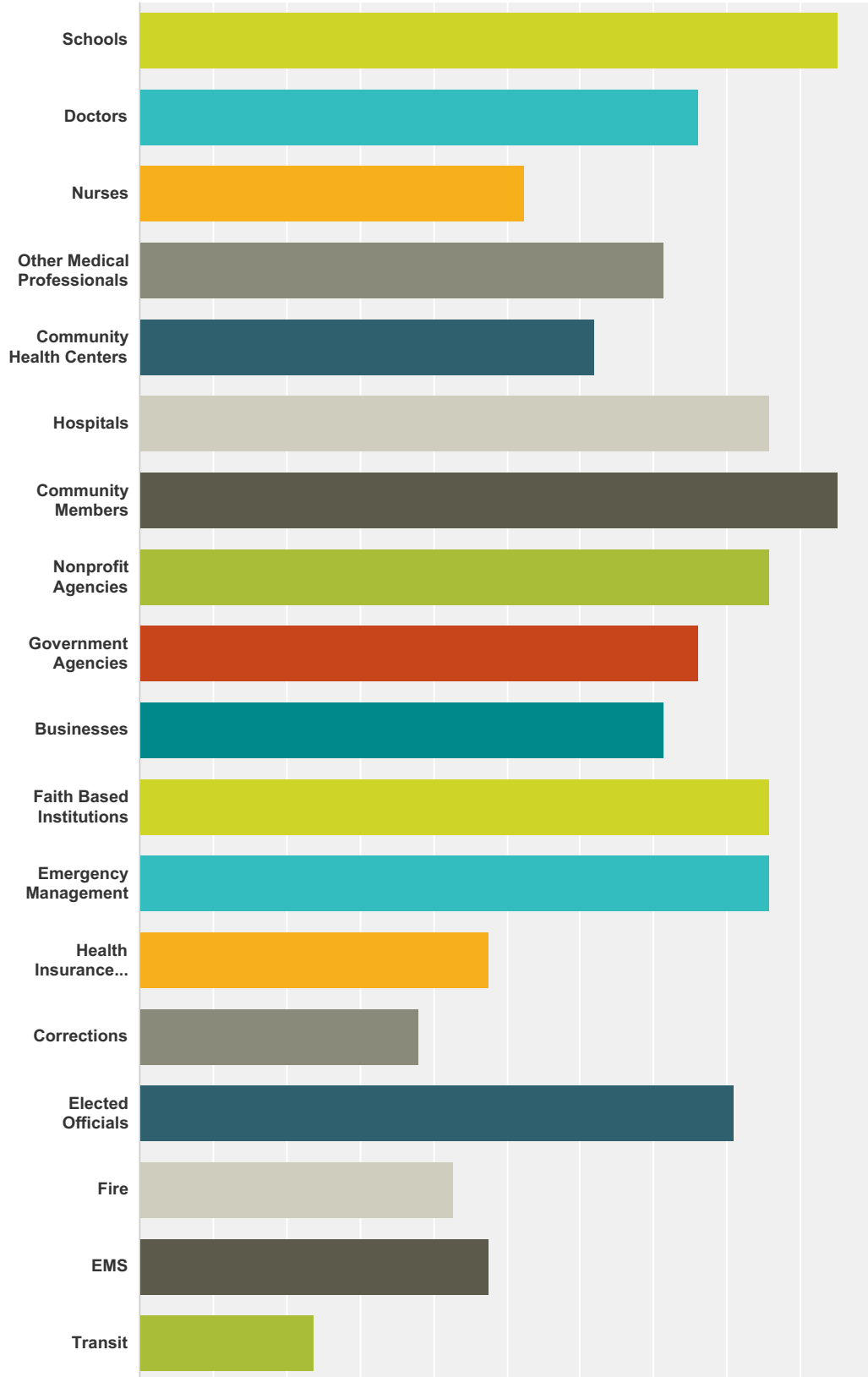
Q4 Please share any ideas you may have to help LHDs move toward a population health model.

Answered: 13 Skipped: 13

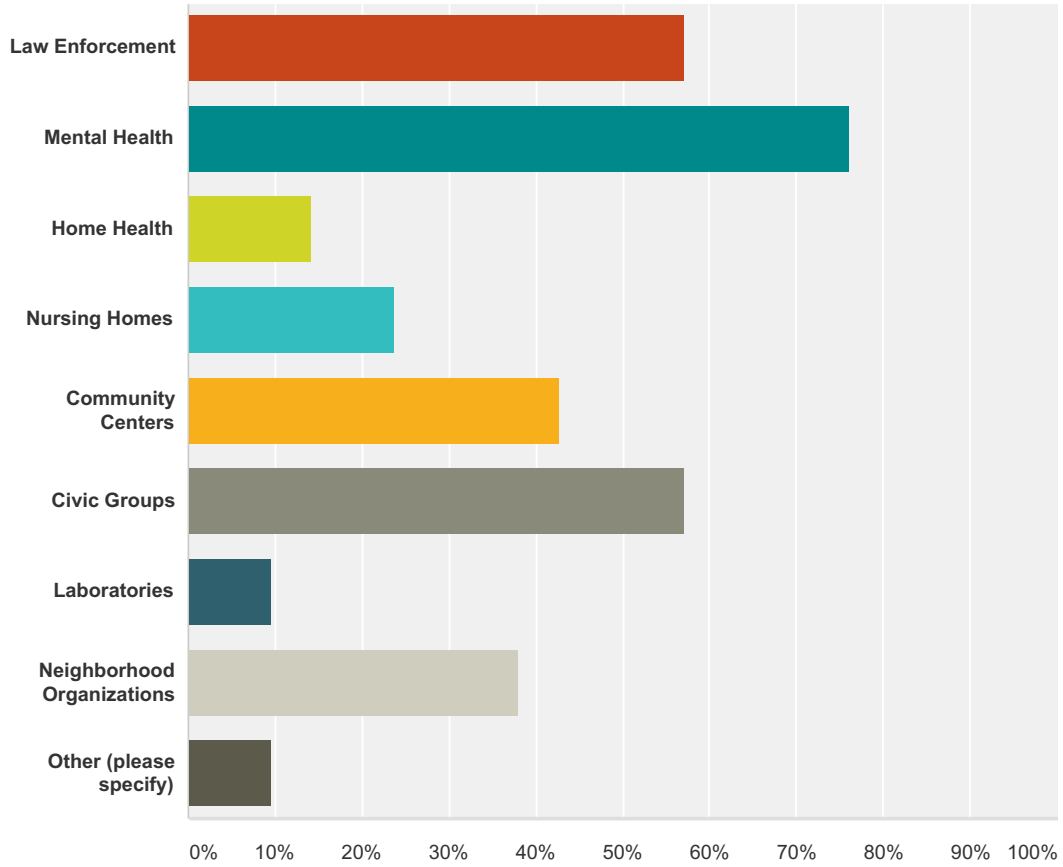
#	Responses	Date
1	achieving accreditation	9/3/2014 10:40 AM
2	Institute of Medicine's April 2012 report - For the Public's Health: Investing in a Healthier Future Trust for America's Health January 2013 Issue Brief (http://healthyamericans.org/assets/files/Define%20Foundational%20Capabilities03.pdf) "Population Health: No One Does it Alone" - Journal of Public Health Management Practice, 2014 - 20(5), pp. 554-556 (this month's issue)	9/3/2014 9:50 AM
3	Be involved with other community organizations to collaborate on common goals such as early childhood learning, kindergarten readiness, high school grad. Be involved with civic orgs: Chamber of Commerce, Rotary to support volunteerism, business/jobs. Support local hospital to reduce unwarranted emergency dept visits. Collaborate with city/county gov to build infracture that support safe walking/biking, safe roads, safe parks and local environmental issues. Director should not be sitting behind a desk but at the table with community during have conversations about health.	9/2/2014 3:14 PM
4	funding	9/2/2014 2:55 PM
5	This Strategic Planning effort ;)	9/2/2014 1:10 PM
6	develop a community health coalition and begin educating on the role of the public health department	9/2/2014 8:27 AM
7	The core public health activities should be fully funded.	8/29/2014 10:48 AM
8	Unity and cohesiveness.	8/29/2014 10:40 AM
9	Stop chasing the medicaid and insurance dollar; get out of clinical services and move to a population health model consisting of the 10 essential public health services.	8/29/2014 9:45 AM
10	Policies and funding at DPH in the CCSG and AR lean heavily on clinical services that do not support a transition toward population based services. A change in policies is needed to create and encourage the development of population based services on local level.	8/29/2014 9:18 AM
11	I think the work KHDA is currently doing with the Strategic Planning workgroups is very important and will lead to a culmination of a basic package of services and funding to support them. I think in general the funding keeps many lhds from progressively focusing on population health (I would imagine if you looked at the number of health educators lhds had 10 years ago versus now, it is much lower. Declines in funding lead lhds to keeping employees in areas of funding silos. Hopefully this process will help us get headed back in the right direction. Thanks for your work!	8/29/2014 7:28 AM
12	Work with the provider community to tell them what we do and to have the clinical services provided by the clinicians	8/28/2014 6:21 PM
13	We are starting primary care	8/28/2014 6:12 PM

Q5 Who are you currently partnering with in your population health efforts? (select all that apply)

Answered: 21 Skipped: 5



KHDA Socioeconomic & Population Health Workgroup



Answer Choices	Responses	Count
Schools	95.24%	20
Doctors	76.19%	16
Nurses	52.38%	11
Other Medical Professionals	71.43%	15
Community Health Centers	61.90%	13
Hospitals	85.71%	18
Community Members	95.24%	20
Nonprofit Agencies	85.71%	18
Government Agencies	76.19%	16
Businesses	71.43%	15
Faith Based Institutions	85.71%	18
Emergency Management	85.71%	18
Health Insurance Companies/HMOs	47.62%	10
Corrections	38.10%	8
Elected Officials	80.95%	17

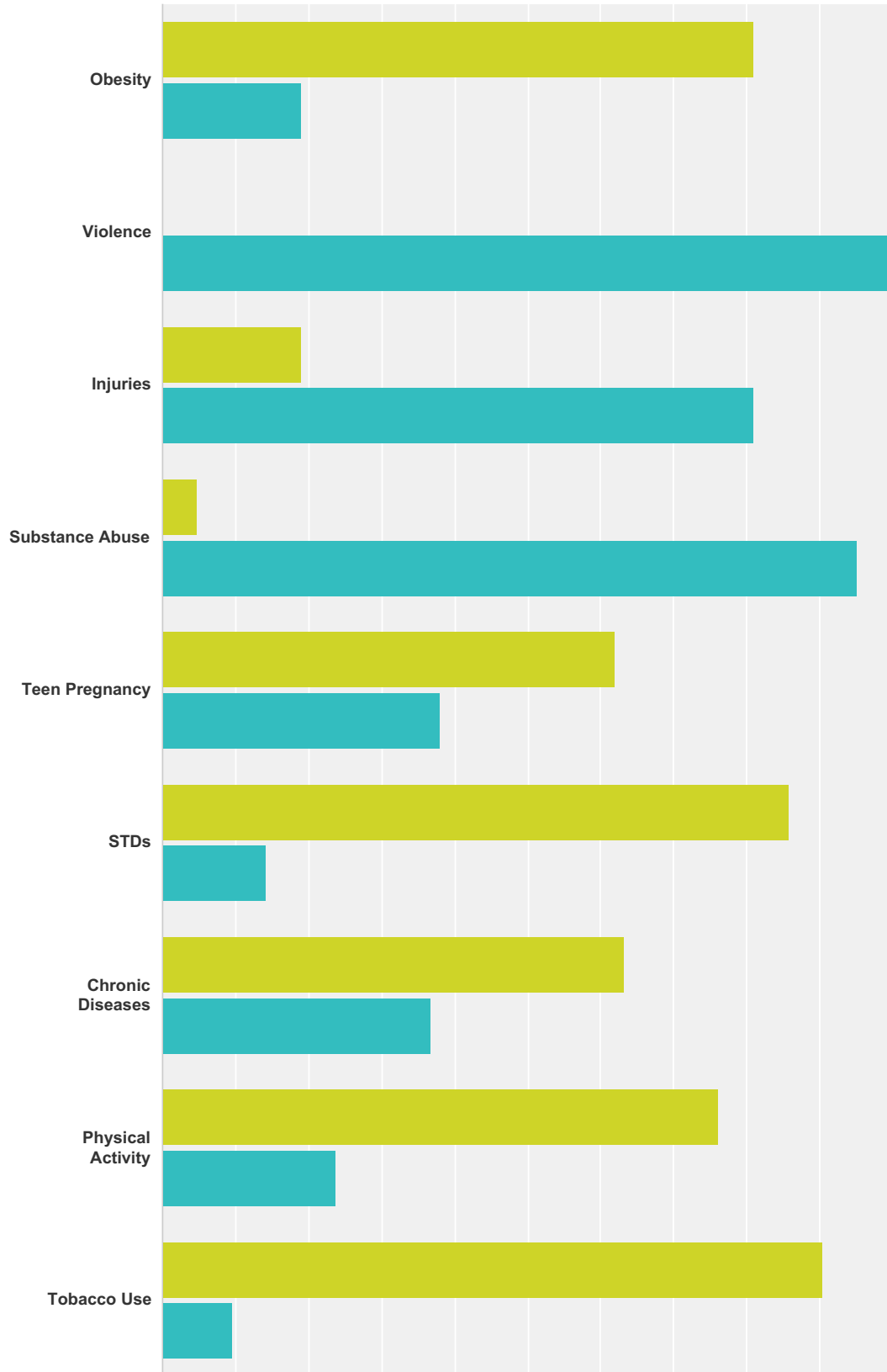
KHDA Socioeconomic & Population Health Workgroup

Fire	42.86%	9
EMS	47.62%	10
Transit	23.81%	5
Law Enforcement	57.14%	12
Mental Health	76.19%	16
Home Health	14.29%	3
Nursing Homes	23.81%	5
Community Centers	42.86%	9
Civic Groups	57.14%	12
Laboratories	9.52%	2
Neighborhood Organizations	38.10%	8
Other (please specify)	9.52%	2
Total Respondents: 21		

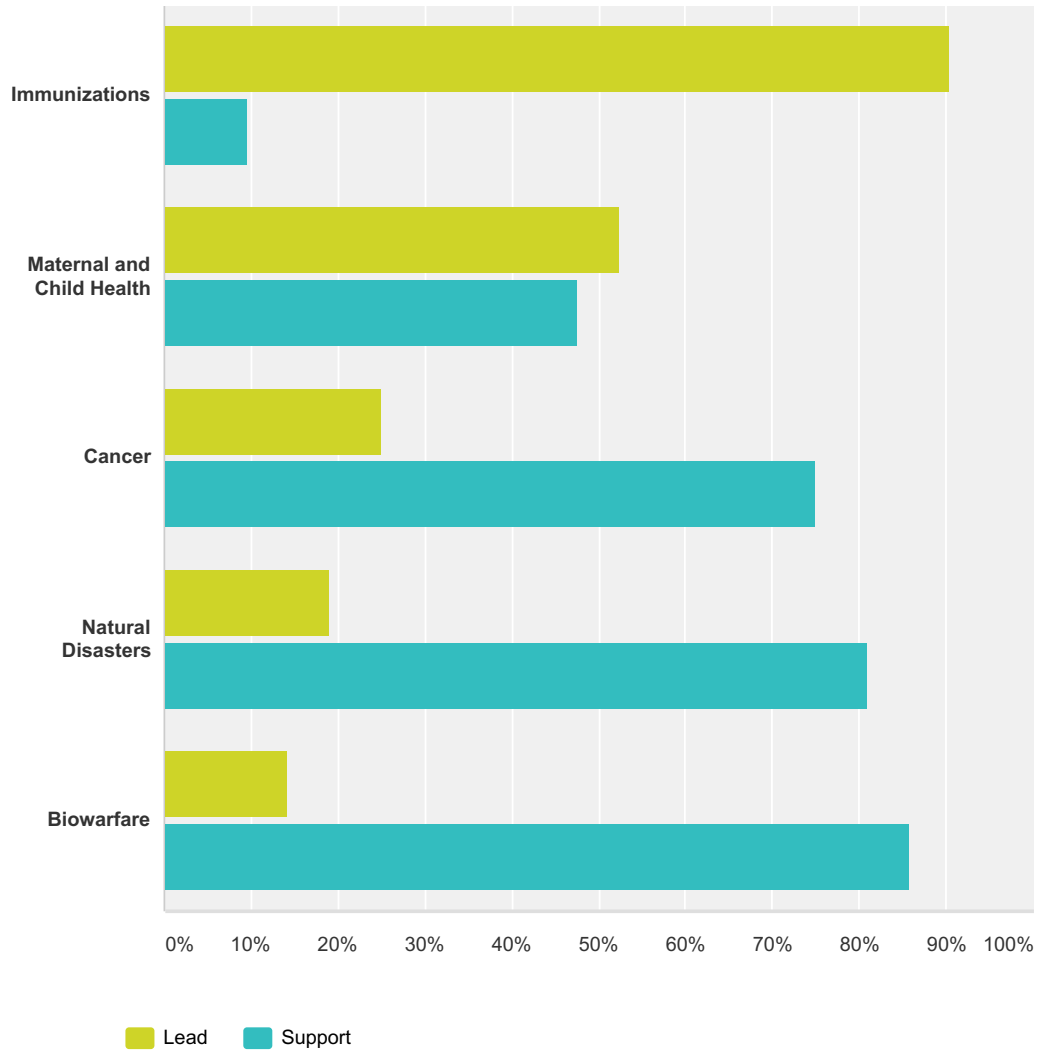
#	Other (please specify)	Date
1	Day or Childcare, Chamber of Commerce,	9/2/2014 3:16 PM
2	Community Coalitions	8/29/2014 12:51 PM

Q6 For each option below please indicate if LHDs should have the lead responsibility or should fulfill a support role.

Answered: 21 Skipped: 5



KHDA Socioeconomic & Population Health Workgroup



	Lead	Support	Total
Obesity	80.95% 17	19.05% 4	21
Violence	0.00% 0	100.00% 21	21
Injuries	19.05% 4	80.95% 17	21
Substance Abuse	4.76% 1	95.24% 20	21
Teen Pregnancy	61.90% 13	38.10% 8	21
STDs	85.71% 18	14.29% 3	21
Chronic Diseases	63.16% 12	36.84% 7	19
Physical Activity	76.19% 16	23.81% 5	21
Tobacco Use	90.48% 19	9.52% 2	21

KHDA Socioeconomic & Population Health Workgroup

Immunizations	90.48% 19	9.52% 2	21
Maternal and Child Health	52.38% 11	47.62% 10	21
Cancer	25.00% 5	75.00% 15	20
Natural Disasters	19.05% 4	80.95% 17	21
Biowarfare	14.29% 3	85.71% 18	21

#	Other (please specify any other topic areas where LHDs should have the lead responsibility)	Date
1	Health in All Policies, community health assessments, community health improvement planning	9/3/2014 9:53 AM
2	Environmental, disease mitigation	9/2/2014 3:17 PM
3	Prevention Programs; Councils,	8/29/2014 10:42 AM
4	Communicable disease control, epidemiology, policy, health education	8/28/2014 6:24 PM